



DAMIC

Rectangular conductor of copper, wrapped with micatape, class 155

Product name:

Damic

Specifications:

Internal LWW or customer specification

UL approval:

Not approved

Class: 155

Temperature index $\geq 155^{\circ}\text{C}$

Heat shock: $\geq 155^{\circ}\text{C}$

Insulation:

1-4 layers of micatape

Properties:

- Very good resistance to partial discharges

Field of application:

- Windpower generators
- Transformers
- Electrical motors

Standard packaging:

VM630, VM710

Self life:

12 month at $20 \pm 5^{\circ}\text{C}$

Conductor material:

EN 1977 - ETP1 CW003A

EN 1977 - ETP CW004A

ASTM B49 - ETP C11000/C11040

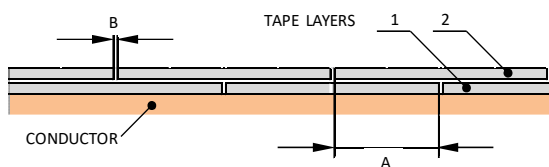
Conductor corner radius

Nominal thickness of conductor (mm)		Corner radius (mm)	Tolerance
Over	Up to and including		
-	1,00	0,5 nominal thickness	+/- 25%
1,00	1,60	0,50	+/- 25%
1,60	2,24	0,65	+/- 25%
2,24	3,55	0,80	+/- 25%
3,55	-	1,00	+/- 25%

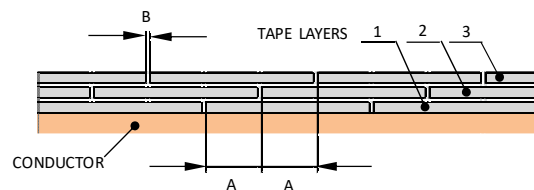
Conductor tolerances

Nominal width or thickness of the conductor (mm)		Tolerance +/- (mm)
Over	Up to and including	
-	3,15	0,030
3,15	6,30	0,050
6,30	12,50	0,070
12,50	-	0,100

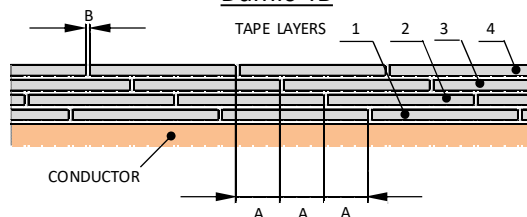
Damic 1B and 2B



Damic 3B



Damic 4B



Certified according to ISO 9001, IATF 16949, ISO 14001

DAMIC

Rectangular conductor of copper, wrapped with micatape, class 155

Designation	No of tapelayers	Overlap (A) (W= width of micatape) ¹⁾	Buttlap (B) (All layers)	Increase
Damic 1B	1 x PETP ²⁾ (layer 1) 1 x Mica ³⁾ (layer 2)	A=W/2 ±1 mm	-0...+0,3 mm	0,19 - 0,23
Damic 2B	2 x Mica	A=W/2 ±1 mm	-0...+0,3 mm	0,28 - 0,36
Damic 3B	3 x Mica	A=W/3 ±1 mm	-0...+0,5 mm	0,42 - 0,54
Damic 4B	4 x Mica	A= 0,4W ±1 mm	-0...+0,6 mm	0,55 - 0,72

1. 10, 12 or 15 mm width depending on conductor dimension and width/thickness ratio

2. PETP film used is similar to the polyester film used for micatape. Thickness 0,03 mm.

3. Micatape used is no adhesive, one side polyesterfilm reinforced. Thickness 0,09 mm

Properties for DAMIC

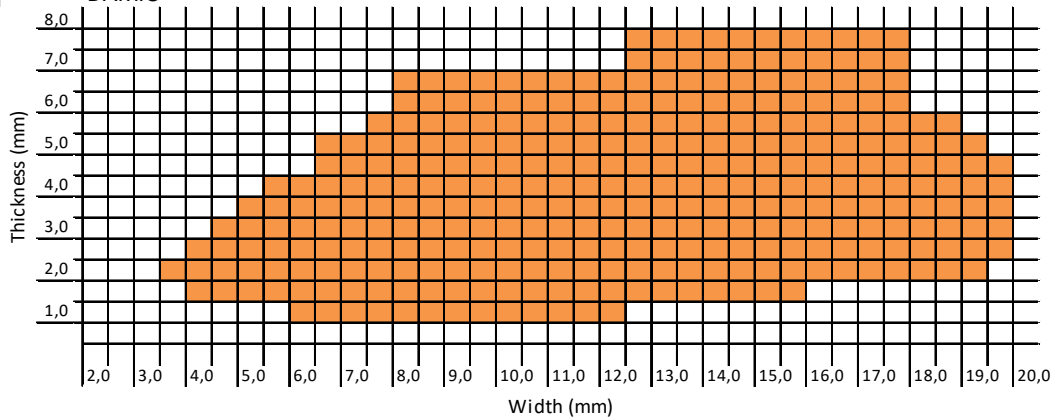
Main characteristics	Test method	Interval	Acceptance criteria
Thermal properties			
Temperature index	IEC 60172	-	≥ 155°C ¹⁾
Electrical properties			
Conductor resistance	IEC 60851 - 5.3	2)	0,01724 Ωmm ² /m
Conductivity	1/R	2)	> 58 m/(Ωmm ²)
Breakdown voltage	IEC 60851 - 5.4	All sizes	> 3,0 kV
- Damic 1B			> 4,0 kV
- Damic 2B			> 5,0 kV
- Damic 3B			> 6,0 kV
- Damic 4B			
Mechanical properties			
Elongation	IEC 60851-3.3	1,00 ≤ T ≤ 2,50	≥ 30%
		T > 2,50	≥ 32%
Springback angle	IEC 60851-3.4	All sizes	≤ 5°

1. According to supplier certificate

2. Dependence of dimension is expressed by the unit

Dimension range

DAMIC



The technical data included is up to date at the time of printing.

LWW reserves the right to make any amendments deemed necessary

Ed.A(2)